


PRESSURE REGULATOR FOR WATER, WITH MALE THREAD

RWA

Description Regulator independent of inlet pressure, made of gunmetal, with strainer of stainless steel. Regulators up to 10 bar outlet pressure equipped with diaphragm, all others are piston-operated. particularlly all regulators RWA-...C with pressure range 1.5 ...6 bar. Regulators with DN15 up to DN25 have the same constructions dimensions as D06F from Honeywell, according to DVGW up to DN32.

Drinking water 

Media preferably water or drinking water, but also compressed air, neutral liquids and non-corrosive gases. It has to be considered that these regulators are non-relieving.

Pressure difference 1 bar, between inlet and outlet pressure

Gauge port G $\frac{1}{4}$ on both sides of the body for outlet pressure, ports are closed with screw plugs.

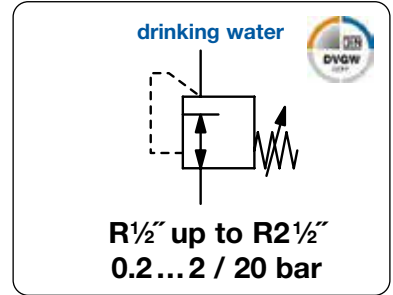
Mounting position any, preferably vertical

ATEX according to ATEX2014/34/EU, EN1127, EN13463 for zone 1, 2, 21 and 22

PED according to EU directives DGRL/PED for liquids and gases of group 2

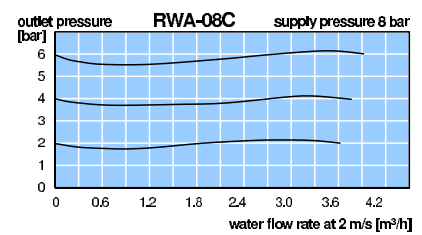
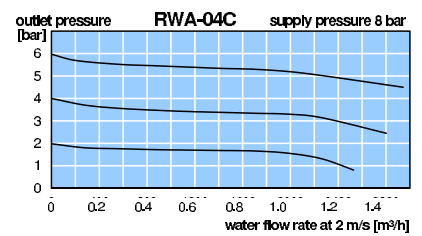
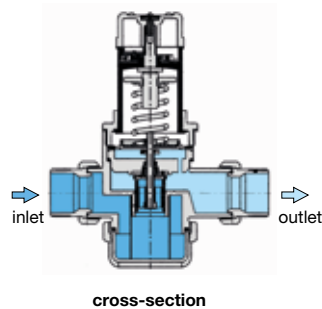
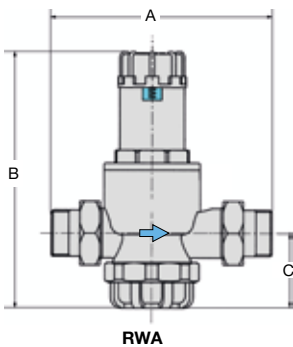
Temperature range 0 °C to 80 °C / 32 °F to 176 °F

Material see opposite page



Dimensions			Flow rate	K _{vs}	Nominal Connection		Pressure		Order	B*
A	B	C	recommended	value	size	thread	inlet	outlet	number	
mm	mm	mm	(m ³ /h)*1	(m ³ /h)*2	DN	R	max. bar	bar		

Regulator with male thread							gunmetal, NBR/Buna-N drinking water: RWA-...C	RWA	
137	154	27	1,3	2.9	DN15	1/2"	16	0.2 ... 2	RWA-04A
	163						25	0.5 ... 4	RWA-04B
	168						25	1.5 ... 6	RWA-04C
	163						25	1.5 ... 10	RWA-04E
	182						25	1.5 ... 12	RWA-04F
	233						25	2.0 ... 20	RWA-04G
141	156	27	2,3	3.9	DN20	3/4"	16	0.2 ... 2	RWA-06A
	163						25	0.5 ... 4	RWA-06B
	168						25	1.5 ... 6	RWA-06C
	163						25	1.5 ... 10	RWA-06E
	182						25	1.5 ... 12	RWA-06F
	233						25	2.0 ... 20	RWA-06G
161	155	29	3,6	5.4	DN25	1"	16	0.2 ... 2	RWA-08A
	164						25	0.5 ... 4	RWA-08B
	168						25	1.5 ... 6	RWA-08C
	164						25	1.5 ... 10	RWA-08E
	182						25	1.5 ... 12	RWA-08F
	233						25	2.0 ... 20	RWA-08G
177	156	47	5,8	6.1	DN32	1 1/4"	16	0.2 ... 2	RWA-10A
	219						25	0.5 ... 4	RWA-10B
	222						25	1.5 ... 6	RWA-10C
	219						25	1.5 ... 10	RWA-10E
	234						25	1.5 ... 12	RWA-10F
	252						25	2.0 ... 20	RWA-10G




Special
9

*1 at 2 m/s water speed *2 for compressed air the flow is 70 times greater

* Product group

PDF CAD
www.aircom.net

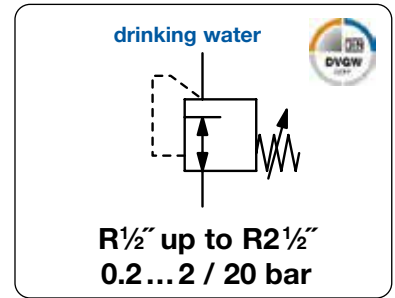
 Order example:
RWA-04A

PRESSURE REGULATOR FOR WATER, WITH MALE THREAD

RWA

		Material					
Regulator	RW	RWA-..A	RWA-..B	RWA-..C	RWA-..E	RWA-..F	RWA-..G
Nominal size	DN	DN15-65	DN15-65	DN15-65	DN15-65	DN15-100	DN15-65
Body	all	gunmetal CnSn5ZN5Pb2-C-GS / CC499K (Rg5)					
Spring cage	< DN32	PA	Ms	PA	Ms	Ms (< DN25)	Ms (< DN25)
	> DN40	Rg	GG	GG	GG	GG (> DN32)	GG (> DN32)
Seals	all	NBR/Buna N					
Diaphragm	< DN25	NBR/Buna N			NBR/Buna-N piston / NBR/Buna-N		
	> DN32	NBR/Buna N			NBR/Buna-N piston / NBR/Buna-N		
Inner valve	< DN32	Ms, SS, Ho			Ms, SS, Ho (< DN25 Ms)		
	> DN40	Ms, SS			Ms, SS		
Reg. assembly removable	< DN32	cartridge				valve seat	
	> DN40	valve seat				valve seat	

Legend: **Ms**: brass **SS**: stainless steel **Rg**: gunmetal **GG**: grey cast iron **Ho**: Hostaform C **NBR/Buna-N**: nitrile rubber



Dimensions			Flow rate	Kvs	Nominal Connection		Pressure		Order number
A	B	C	recommended	value	size	thread	inlet	outlet	
mm	mm	mm	(m³/h)*1	(m³/h)*2	DN	R	max. bar	bar	B*

Regulator with male thread							gunmetal, NBR/Buna-N drinking water: RWA-..C	RWA		
210	370	59	9,0	9,0	DN40	1½"	16	0.2 ... 2	2	RWA-12A
	301	51					25	0.5 ... 4	4	RWA-12B
	293	51					25	1.5 ... 6	6	RWA-12C
	361	51					25	1.5 ... 10	10	RWA-12E
	361	51					25	1.5 ... 12	12	RWA-12F
	386	51					25	2.0 ... 20	20	RWA-12G
210	372	61	14	13	DN50	2"	16	0.2 ... 2	2	RWA-16A
	372	61					25	0.5 ... 4	4	RWA-16B
	294	53					25	1.5 ... 6	6	RWA-16C
	363	53					25	1.5 ... 10	10	RWA-16E
	364	53					25	1.5 ... 12	12	RWA-16F
	388	53					25	2.0 ... 20	20	RWA-16G
273	394	68	24	20	DN65	2½"	16	0.2 ... 2	2	RWA-20A
	324						25	0.5 ... 4	4	RWA-20B
	324						25	1.5 ... 6	6	RWA-20C
	392						25	1.5 ... 10	10	RWA-20E
	384						25	1.5 ... 12	12	RWA-20F
	408						25	2.0 ... 20	20	RWA-20G

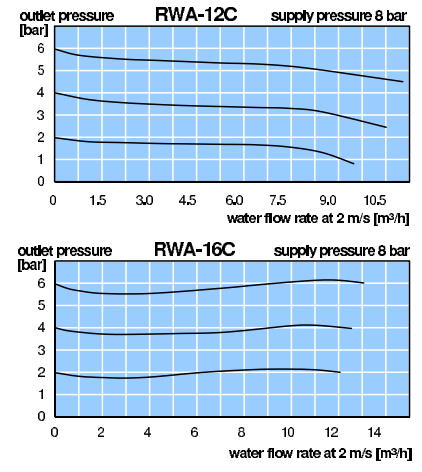
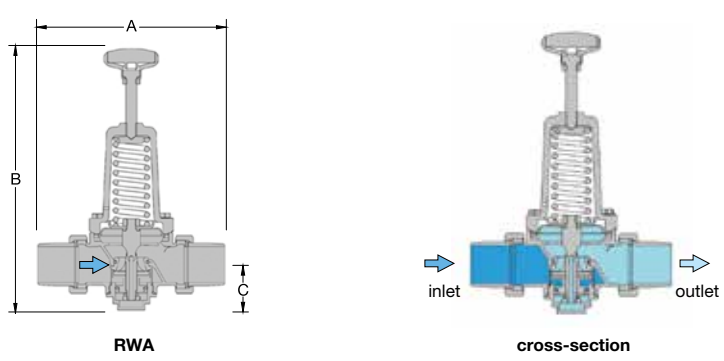


Special options, add the appropriate letter

NPT connection thread RWA-.. .N
Elastomer CR: C FKM: V RWA-.. .V
for different media warm-, hot-, and see water, acids, bases, oil, petrol glue, food, foam, gases etc. RWA-.. .X

Accessories, enclosed

pressure gauge Ø 50 mm, 0...^{*3} bar, G¼ G½ MA5002-..^{*3}
 Ø 63 mm, 0...^{*3} bar, G¼ up to G¾ MA6302-..^{*3}



*1 at 2 m/s water speed *2 for compressed air the flow is 70 times greater
^{*3} 02 = 0...2 bar, 04 = 0...4 bar, 06 = 0...6 bar, 10 = 0...10 bar, 16 = 0...16 bar, 25 = 0...25 bar

Special 9